

2004 Review



O
OREGON

A Season of Missed Opportunities

Ducks weather rough start to fall short of their eighth-straight bowl trip.


Oregon entered 2004 with high expectations following eight-win seasons in five of the previous six campaigns. A lengthy list of talented returnees at key offensive skill slots, a veteran quarterback and a promising defensive line fueled speculation that the most successful era in school history would continue.

However, it didn't take long for that optimism to waver as a 30-24 season-opening upset loss at home to Indiana quickly proved to be an omen of things to come.

Fast forward a month later to a 2-3 record – UO's first sub-.500 opening month since 1994 – when things didn't look much brighter with the Ducks down two touchdowns in the fourth quarter at Washington State. However, quarterback Kellen Clemens reignited the team with a career best passing day (36-55, 437 yards), as Oregon piled up 27 fourth-quarter points enroute to a 41-38 win.

Three more consecutive Pac-10 wins would follow to set the stage for a pivotal showdown at No. 4 California. In a clash that could have assured the Ducks of their 13th post-season appearance in 16 years, the visitors grabbed a 27-14 lead before a pair of Golden Bears' touchdowns proved to be too much to overcome in a heartbreaking 28-27 setback.

That appearance would signify Oregon's best effort the remainder of the year as it completed the season with a three-game skid to leave the Ducks with their first losing season in 11 years.



Terrence Whitehead

Oregon capped the year with 5-6 record and an 0-3 November slate – only its second losing record in the month under head coach Mike Bellotti – although critics should note that five of the setbacks occurred at the hands of foes who advanced to the post-season.

Heading into the year, the Ducks had lost relatively few players from their 2003 Sun Bowl squad – namely center Dan Weaver, wide receiver and Sun Bowl offensive MVP Samie Parker, and a pair of key defensive cogs in safety Keith Lewis and linebacker Kevin Mitchell. Yet injuries reeked havoc all season as no fewer than eight starters were forced to the sidelines at various times with an assortment of ailments. Two of Oregon's primary offensive weapons – wide receiver

Demetrius Williams and tight end Tim Day – played at less than full strength all season. However, less experienced faces took advantage of their newfound opportunities on both sides of the football as the Ducks improved to fourth in the Pac-10 in total defense (338.9 avg.) and fifth in total offense (397.0 avg.).

Losing seasons had become a foggy memory under the stead of 10th-year head coach Mike Bellotti – the dean of league coaches. UO may have suffered its first losing season since 1993's 5-6 mark – coincidentally the year that preluded its storybook Rose Bowl campaign – but the school's third-winningest football coach of all time became the program's first to reach the 80-win ledger in less than 16 seasons.

Offense

With all eyes on him as the undisputed starter under center, Kellen Clemens continued to mature into one of the better quarterbacks in the Pac-10 if not the country.

With the season teetering on a 1-3 record heading into Pullman, Wash., the junior exploded for six TDs (3 rushing, 3 passing) and 437 passing yards – the most passing yards in the league all year.

In addition, Clemens put together a string of 178 consecutive pass attempts without an interception while finishing the year ranked 27th in the country (8th on Oregon's single-season list) in total offense (248.9 avg.).

Junior tailback Terrence Whitehead wasn't afraid to carry the team when needed and was voted by his peers as the Ducks' most outstanding player. One of the nation's most unheralded running backs ran for over 100 yards in six of his last nine contests, and had two other +90-yard games. At year's end, he ranked second in the Pac-10 and 20th nationally with his 104.0-yard average, yet failed to receive any better than honorable mention all-conference acclaim despite capping the campaign as Oregon's 10th, 1,000-yard rusher in school history.

As expected, junior Demetrius Williams paced the receiving corps in the early going, enjoying a pair of 100-yard days to raise his career tally to seven, although his 593 receiving



yards stands as the lowest total for an Oregon receiving leader in 11 years.

Tight end Tim Day topped the unit with eight touchdowns and caught a pair of scores against Idaho, Washington State, California and Oregon State, raising his career tally to 12 in his first three seasons.

The duo of Whitehead and Dante Rosario also added extra options through the air, and came up with 44 and 25 catches, respectively. The latter Duck also ended with seven touchdowns (six receiving) to tie the school record for most TDs by a fullbacks, set by Greg Herd in 1971.

The offensive line smacked of experience and was anchored by the quartet of seniors Nick Steitz, Adam Snyder, Robin Knebel and Michael DeLaGrange, who combined for 112 career starts. Snyder was a repeat Pac-10 first-team all-conference selection and was honored with the league's Morris Trophy as its top offensive lineman, while Steitz started 34 consecutive games to cap his career.

Although the Ducks' passing (238.27) and rushing to-

als (158.73) ranked top 20 in its explosive school history, they rated midpack in an even more combustible Pac-10 conference.

Defense

Predicated on their front line, the Ducks' defense ranked 27th in rushing defense nationally while the total defense loomed close behind at 35th in the country.

Defensive end Devan Long led the team in tackles for loss (15.0) and sacks (7.5) for the second straight season - figures that also ranked him fifth and sixth in the Pac-10, respectively, while his career tally of 19 1/2 career sacks positioned him fourth all-time for UO.

Opposing teams also tried to stop interior lineman Haloti Ngata to little avail as he fought through numerous double teams to receive all-Pac-10 Conference second team laurels. Although rarely spotted in the headlines, senior Chris Solomona and Robby Valenzuela were rewarded for their hard work with postseason invites to the Hula Bowl

Among the season's school records, the quartet all registered sacks in a seven-man, 10-count sackfest at Stanford in the team's four-game midseason win streak.

Also up front, reserve Matt Toaina came up with a league-best three fumble recoveries, while Solomona returned a pair of

interceptions for touchdown vs. Idaho and Washington.

Middle linebacker Jerry Matson ably captained the linebacking corps and stood tops on the team and 13th in the Pac-10 in tackles (78), and second on the unit in tackles for loss (12). First-year starter Ramone Reed added totals of 64 (third-best on the team) and five, respectively.

In the defensive backfield, junior Aaron Gipson and Jackie Bates proved capable of stabilizing the corners. Gipson ended up a Pac-10 honorable mention choice, and picked off a team-high four interceptions, including two vs. Arizona. Bates started seven of the last eight games of the year, and was tabbed a third-team freshman All-American.

Free safety J.D. Nelson emerged as a dependable first-year starter and got the opening call in all 11 contests. Justin Phinisee switched from left corner to start the final seven games at rover, a position Marley Tucker helmed prior to injuries.

Special Teams

Four-year starting kicker Jared Siegel retired as the school scoring record holder with 323 points - 51 more than previous record holder Derek Loville's total of 272 from 1986-89. His athletic resume included 19 Oregon school and conference records, including co-owner


of the Pac-10's longest field goal in a conference game (59 yards) and school standards for most 50-yard field goals in a career (5), field goals made (46) and field goal attempts (65). During the season, he was picked as Pac-10 Player of the Week for his three field goals vs. Stanford, including a season best 51-yarder. He was also named to the Pac-10 All-Academic first team for his 3.57 GPA in business administration.



Jared Siegel

In his first season as the team's top punt returner, Justin Phinisee accepted Pac-10 honorable mention accord with his 15.4-yard average that ranked 11th nationally. His numbers also ranked third all-time on the school's punt return average list as well as its best in 48 years. Phinisee split the UCLA special teams for his first punt return for a touchdown - a 71-yarder that cut the Bruins to a five-point advantage midway through the fourth quarter.

Senior Kenny Washington completed his career with 1,131 yards in kickoff returns - seventh in school history.



Jerry Matson

Team Statistics UO OPP

SCORING	282	282
Points Per Game	25.6	25.6
FIRST DOWNS	237	208
Rushing	101	73
Passing	118	115
Penalty	18	20
RUSHING YARDAGE	1746	1343
Yards gained rushing	2056	1751
Yards lost rushing	310	408
Rushing Attempts	429	406
Average Per Rush	4.1	3.3
Average Per Game	158.7	122.1
TDs Rushing	12	11
PASSING YARDAGE	2621	2385
Att-Comp-Int	388-229-10	344-182-13
Average Per Pass	6.8	6.9
Average Per Catch	11.4	13.1
Average Per Game	238.3	216.8
TDs Passing	22	19
TOTAL OFFENSE	4367	3728
Total Plays	817	750
Average Per Play	5.3	5.0
Average Per Game	397.0	338.9
KICK RETURNS: #-YARDS	42-794	48-1031
PUNT RETURNS: #-YARDS	31-345	24-245
INT RETURNS: #-YARDS	13-155	10-88
KICK RETURN AVERAGE	18.9	21.5
PUNT RETURN AVERAGE	11.1	10.2
INT RETURN AVERAGE	11.9	8.8
FUMBLES-LOST	23-14	13-9
PENALTIES-YARDS	95-877	66-582
Average Per Game	79.7	52.9
PUNTS-YARDS	61-2307	60-2476
Average Per Punt	37.8	41.3
Net punt average	33.8	35.5
TIME OF POSSESSION/GAME	31:08	28:52
3RD-DOWN CONVERSIONS	61/159	69/168
3rd-Down Pct	38%	41%
4TH-DOWN CONVERSIONS	11/21	4/10
4th-Down Pct	52%	40%
SACKS BY-YARDS	33-221	41-221
MISC YARDS	8	11
TOUCHDOWNS SCORED	37	33
FIELD GOALS-ATTEMPTS	9-14	17-26
PAT-ATTEMPTS	33-35	31-32
ATTENDANCE	348352	255598
Games/Avg Per Game	6/58059	5/51120

SCORE BY QUARTERS	1st	2nd	3rd	4th	Total
Oregon	85	57	72	68	282
Opponents	75	71	74	62	282

RESULTS: 5-6 (Home: 3-3; Away: 2-3; Neutral 0-0; Pac-10: T5th, 4-4)

Opponent	Score	Crowd	Record
INDIANA	L, 24-30	57,550	(0-1, 0-0)
at Oklahoma	L, 7-31	84,574	(0-2, 0-0)
IDAHO	W, 48-10	57,912	(1-2, 1-0)
ARIZONA STATE	L, 13-28	58,208	(1-3, 0-1)
at Washington State	W, 41-38	35,117	(2-3, 1-1)
ARIZONA	W, 28-14	58,237	(3-3, 2-1)
at Stanford	W, 16-13	33,250	(4-3, 3-1)
WASHINGTON	W, 31-6	58,101	(5-3, 4-1)
at California	L, 27-28	65,615	(5-4, 4-2)
UCLA	L, 26-34	58,344	(5-5, 4-3)
at Oregon State	L, 21-50	37,042	(6-5, 4-4)

RUSHING	G	ATT	GAIN	LOSS	NET	AVG	TD	LG	AVG/G
Whitehead	11	200	1164	20	1144	5.7	6	53	104.0
Clemens	11	118	445	255	190	1.6	4	33	17.3
Washington	11	48	180	19	161	3.4	1	44	14.6
Shaw	10	15	77	3	74	4.9	0	26	7.4
Brown	2	13	50	3	47	3.6	0	17	23.5
Dixon	6	10	42	2	40	4.0	0	12	6.7
Rosario	11	10	29	0	29	2.9	1	7	2.6
Vincent	10	4	25	0	25	6.2	0	11	2.5
Allen	9	1	25	0	25	25.0	0	25	2.8
Colvin	11	2	8	1	7	3.5	0	8	0.6
Williams	10	1	6	0	6	6.0	0	6	0.6
Strong	11	1	5	0	5	5.0	0	5	0.5
Levine	1	1	0	0	0	0.0	0	0	0.0
Siegel	11	1	0	0	0	0.0	0	0	0.0
Team	2	4	0	7	-7	-1.8	0	0	-3.5

PASSING	G	EFFIC	A-C-INT	PCT	YDS	TD	LG	AVG/G
Clemens	11	131.62	372-223-10	59.9	2548	22	59	231.6
Dixon	6	80.88	15-6-0	40.0	73	0	22	12.2
Strong	11	0.00	1-0-0	0.0	0	0	0	0.0

TOTAL OFFENSE	G	PLAYS	RUSH	PASS	TOTAL	AVG/G
Clemens	13	382	108	2400	2508	192.9
Fife	13	162	225	879	1104	84.9
Whitehead	12	193	737	0	737	61.4
Vincent	10	56	163	0	163	16.3

ALL PURPOSE	G	RUSH	REC	PR	KOR	IR	FR	TOT	AVG/G
Whitehead	11	1144	405	53	0	0	0	1602	145.6
Washington	11	161	89	14	561	0	0	825	75.0
Williams	10	6	593	0	0	0	0	599	59.9
Day	11	0	457	0	0	0	0	457	41.5
Shaw	10	74	8	0	228	0	0	310	31.0
Rosario	11	29	278	0	0	0	0	307	27.9
Maxwell	11	0	287	0	0	0	0	287	26.1
Phinisee	10	0	0	261	0	2	0	263	26.3

			----- PATS -----						
SCORING	TD	FGs	KICK	RUSH	RCV	PASS	DXP	SAF	PTS
Siegel	0	9-14	31-33	0-0	0	0-0	0	0	58
Whitehead	8	0-0	0-0	0-0	0	0-0	0	0	48
Day	8	0-0	0-0	0-0	0	0-0	0	0	48
Rosario	7	0-0	0-0	0-0	0	0-0	0	0	42
Clemens	4	0-0	0-0	0-1	0	0-1	0	0	24
Maxwell	2	0-0	0-0	0-0	0	0-0	0	0	12
Colvin	2	0-0	0-0	0-0	0	0-0	0	0	12
Williams	2	0-0	0-0	0-0	0	0-0	0	0	12
Solomona	2	0-0	0-0	0-0	0	0-0	0	0	12
Phinisee	1	0-0	0-0	0-0	0	0-0	0	0	6
Washington	1	0-0	0-0	0-0	0	0-0	0	0	6
Martinez	0	0-0	1-1	0-0	0	0-0	0	0	1
Bellotti	0	0-0	1-1	0-0	0	0-0	0	0	1



DEFENSE	G	UT	AT	TT	TFL	QS	INT	BU	QH	FR	FF	BK
Matson	11	50	28	78	12.0-49	1.0-10	.	4	4	1-0	.	.
Nelson	11	39	27	66	4.0-12	1.0-4	1-49	4	2	.	1	.
Reed	11	38	26	64	5.0-20	2.0-16	2-13	.	1	1-0	1	.
Trucks	11	35	20	55	6.5-47	6.5-47	.	3	1	.	.	.
Ngata	11	31	15	46	8.5-24	3.5-13	.	.	3	.	2	2
Solomona	11	25	21	46	10.0-36	5.0-27	2-44	2	4	.	.	.
Long	11	27	19	46	15.0-80	7.5-56	.	1	4	.	2	.
Phinisee	10	34	10	44	2.0-7	.	1-2	6
Gipson	11	31	11	42	3.0-7	.	4-39	5	.	.	1	.
Valenzuela	11	22	14	36	6.5-36	3.5-30	.	2	6	1-0	.	.
Bates	9	23	6	29	1.0-4	.	1-0	4
Gilliam	11	9	4	13	1.0-1	.	.	2	1-0	1	.	.
DePalo	11	10	2	12
Binns	5	10	2	12	2.0-5	.	.	3	1-0	.	.	.
Tucker	5	8	4	12	.	.	1-0
Tuitele	11	8	3	11	1.0-9	1.0-9	.	1
Toeaina	10	6	4	10	2.0-15	1.5-14	.	.	.	3-8	.	.
Hughes	11	7	2	9
Vincent	10	5	2	7	1-0	.	.
Faaeteete	8	4	3	7	3.5-4	1.0-1
Phipps	7	4	1	5
Andrews	10	5	.	5
Bassi	3	3	2	5
Filipe	8	2	2	4	2.0-8	1.0-3
Thomas-Dotson	7	3	1	4	1	.
Pope	10	2	2	4
Spates	7	1	2	3	.	.	1-8
Haberly	5	2	1	3
Walker	7	2	1	3	1	.
Loftin	11	3	.	3
Rosario	11	3	.	3
Vossmeier	8	1	1	2
Favroth	10	1	1	2
Day	11	1	1	2
Allen	9	1	1	2
Knebel	8	1	.	1
Sanders	6	1	.	1
Carey	2	.	1	1
Maxwell	11	1	.	1
Weatherspoon	8	1	.	1
Dixon	6	.	1	1
Shaw	10	1	.	1
LiaBraaten	11	1	.	1
Moore	11	.	1	1	1	.	.
Clemens	11	1-0	.	.

LEGEND: UT — Unassisted tackle; AT — Assisted tackles; TT — Total tackles; TFL-Y — Tackles for loss-yards; QS — Quarterback sacks; INT — Interceptions; PD — Passes defended; QH — Quarterback hurries; FR — Fumble recovery; FF — Forced fumbles; BK — Blocked kicks.

RECEIVING	G	NO	YDS	AVG	TD	LONG	AVG/G
Williams	10	47	593	12.6	2	59	59.3
Whitehead	11	44	405	9.2	2	51	36.8
Day	11	35	457	13.1	8	34	41.5
Maxwell	11	25	287	11.5	2	26	26.1
Rosario	11	25	278	11.1	6	38	25.3
Colvin	11	14	191	13.6	2	52	17.4
Strong	11	12	109	9.1	0	17	9.9
Washington	11	9	89	9.9	0	29	8.1
Allen	9	7	99	14.1	0	36	11.0
Weatherspoon	8	3	32	10.7	0	15	4.0
Paysinger	8	2	27	13.5	0	16	3.4
Shaw	10	2	8	4.0	0	6	0.8
Brown	2	1	22	22.0	0	22	11.0
LiaBraaten	11	1	12	12.0	0	12	1.1
Levine	1	1	6	6.0	0	6	6.0
Kause	9	1	6	6.0	0	6	0.7

KICK RETURNS	NO	YDS	AVG	TD	LONG
Washington	28	561	20.0	0	41
Shaw	12	228	19.0	0	52
Brown	1	5	5.0	0	5
Andrews	1	0	0.0	0	0

PUNT RETURNS	NO	YDS	AVG	TD	LONG
Phinisee	17	261	15.4	1	73
Whitehead	8	53	6.6	0	35
Gipson	3	12	4.0	0	5
Bates	2	5	2.5	0	5
Washington	1	14	14.0	0	14

INTERCEPTIONS	NO	YDS	AVG	TD	LONG
Gipson	4	39	9.8	0	38
Solomona	2	44	22.0	2	34
Reed	2	13	6.5	0	10
Bates	1	0	0.0	0	0
Nelson	1	49	49.0	0	49
Phinisee	1	2	2.0	0	2
Spates	1	8	8.0	0	8
Tucker	1	0	0.0	0	0

PUNTING	NO	YDS	AVG	LONG	TB	FC	I20	BL
Dittman	59	2266	38.4	57	3	14	14	0
Martinez	2	41	20.5	22	0	0	0	0

FIELD GOALS	FG-A	1-19	20-29	30-39	40-49	50+	LG	BL
Siegel	9-14	0-0	2-3	5-6	1-3	1-2	51	1

RUSHING GAME	Clemens TC-YDS-TD	Dixon TC-YDS-TD	Rosario TC-YDS-TD	Whitehead TC-YDS-TD
INDIANA	12- 44- 0	2- 4- 0	0- 0- 0	9- 47- 0
@ OU	8- 7- 0	1- 4- 0	0- 0- 0	13- 66- 0
IDAHO	5- 8- 0	3- 14- 0	2- 11- 1	18- 115- 1
ASU	16- 27- 0	DNP	0- 0- 0	23- 98- 0
@ WSU	14- 36- 3	0- 0- 0	0- 0- 0	22- 166- 0
ARIZ	12- 17- 0	0- 0- 0	3- 9- 0	15- 74- 3
@ STAN	5- 0- 0	DNP	1- 2- 0	28- 131- 1
WASH	9- 22- 0	DNP	1- 3- 0	25- 122- 1
@ CAL	14- 53- 0	DNP	0- 0- 0	15- 91- 0
UCLA	10- 2- 1	DNP	2- 1- 0	14- 124- 0
@ OSU	13- -26- 0	4- 18- 0	1- 3- 0	18- 110- 0

FIELD GOALS (Good, *Blocked)	Siegel
INDIANA	<u>33</u> , <u>35</u>
@ OU	*25
IDAHO	—
ASU	<u>22</u> , <u>34</u>
@ WSU	<u>49</u>
ARIZ	—
@ STAN	<u>37</u> , <u>50</u> , <u>51</u> , <u>21</u>
WASH	<u>46</u> , <u>47</u>
@ CAL	—
UCLA	<u>30</u> , <u>38</u>
@ OSU	—

RECEIVING GAME	Colvin NO-YDS-TD	Day NO-YDS-TD	Rosario NO-YDS-TD	Strong NO-YDS-TD	Weatherspoon NO-YDS-TD	Whitehead NO-YDS-TD	Williams NO-YDS-TD
INDIANA	0- 0- 0	2- 32- 0	5- 60- 2	3- 26- 0	DNP	2- 12- 0	5- 129- 1
@ OU	0- 0- 0	2- 22- 0	7- 64- 1	1- 1- 0	DNP	4- 19- 0	6- 36- 0
IDAHO	2- 27- 0	3- 27- 2	1- 0- 0	0- 0- 0	DNP	3- 44- 1	0- 0- 0
ASU	1- 27- 0	1- 5- 0	1- 22- 0	0- 0- 0	0- 0- 0	5- 45- 1	4- 47- 0
@ WSU	3- 35- 0	8- 152- 2	1- 5- 0	1- 8- 0	0- 0- 0	7- 71- 0	12- 126- 0
WASH	0- 0- 0	4- 85- 0	3- 19- 1	0- 0- 0	0- 0- 0	1- 6- 0	9- 153- 0
@ STAN	0- 0- 0	2- 36- 0	0- 0- 0	0- 0- 0	0- 0- 0	8- 92- 0	6- 41- 0
WASH	6- 45- 2	6- 46- 0	1- -2- 0	2- 15- 0	0- 0- 0	4- 21- 0	1- 7- 0
@ CAL	1- 5- 0	5- 46- 2	3- 58- 1	0- 0- 0	1- 15- 0	3- 40- 0	0- 0- 0
UCLA	1- 52- 0	0- 0- 0	3- 52- 1	3- 35- 0	1- 6- 0	3- 24- 0	DNP
@ OSU	0- 0- 0	2- 6- 2	0- 0- 0	2- 24- 0	1- 11- 0	4- 31- 0	4- 54- 1

Team Statistics

GAME	SCORE	FIRST DOWNS	RUSHING TC-YDS-TD	PASSING C-A-I-YDS-TD	TOTAL OFFENSE TP-YDS-TD
@ Oregon	24	21	33 - 178 - 0	24 -45-3 -317 -3	78 -495 -3
Indiana	30	12	53 - 127 - 1	6 -18-1 - 71 -1	71 -198 -2
Oregon	7	20	34 - 140 - 0	37 -25-0 -181 -1	71 -321 -1
@ Oklahoma	31	27	46 - 214 - 3	17 -23-0 -213 -1	69 -427 -4
@ Oregon	48	27	48 - 227 - 3	16 -27-0 -228 -3	75 -455 -6
Idaho	10	19	27 - 60 - 0	23 -39-2 -212 -1	66 -272 -1
@ Oregon	13	19	43 - 134 - 0	17 -31-0 -177 -1	74 -311 -1
Arizona State	28	15	33 - 119 - 1	14 -23-0 -164 -3	56 -283 -4
Oregon	41	29	46 - 209 - 3	36 -56-0 -437 -3	102 -646 -6
@ Washington State	38	11	26 - 143 - 1	13 -36-2 -231 -3	62 -374 -4
@ Oregon	28	21	42 - 156 - 3	21 -30-0 -336 -1	72 -492 -4
Arizona	14	16	33 - 110 - 1	14 -34-3 -156 -1	67 -266 -2
Oregon	16	18	39 - 149 - 1	22 -33-1 -275 -0	72 -424 -1
@ Stanford	13	20	29 - -8 - 0	23 -39-0 -269 -1	68 -261 -1
@ Oregon	31	22	41 - 158 - 1	21 -35-1 -134 -2	76 -292 -3
Washington	6	14	30 - 45 - 0	14 -36-4 -211 -0	66 -256 -0
Oregon	27	22	34 - 141 - 0	19 -33-0 -218 -4	67 -359 -4
@ California	28	22	36 - 219 - 1	21 -32-0 -275 -3	68 -494 -4
@ Oregon	26	15	29 - 145 - 1	15 -29-2 -192 -1	58 -337 -2
UCLA	34	22	56 - 227 - 2	12 -22-0 -215 -1	78 -442 -3
Oregon	21	23	40 - 109 - 0	13 -32-3 -126 -3	72 -235 -3
@ Oregon State	50	30	37 - 87 - 1	25 -42-1 -368 -4	79 -455 -5

PASSING GAME	Clemens C-A-I-YD-TD
IND	24 -44 -3 -317 -3
@ OU	24 -35 -0 -179 -1
IDAHO	11 -19 -0 -157 -3
ASU	17 -31 -0 -177 -1
@ WSU	36 -55 -0 -437 -3
ARIZ	21 -30 -0 -336 -1
@ STAN	22 -33 -1 -275 -0
WASH	21 -34 -1 -134 -2
@ CAL	19 -33 -0 -218 -4
UCLA	15 -29 -2 -192 -1
@ OSU	13 -29 -3 -126 -3

PASSING GAME	Dixon C-A-I-YD-TD
IND	0 - 1 -0 - 0 - 0
@ OU	1 - 2 -0 - 2 - 0
IDAHO	5 - 8 -0 - 71 - 0
ASU	DNP
@ WSU	0 - 1 -0 - 0 - 0
ARIZ	DNP
@ STAN	DNP
WASH	DNP
@ CAL	DNP
UCLA	DNP
@ OSU	0 - 3 -0 - 0 - 0



Individual


- Most carries** — 28, Terrence Whitehead at Stanford (131 yards)
- Most yards rushing** — 166, Terrence Whitehead at Washington State (22 attempts)
- Most TD runs** — 3, Kellen Clemens at Washington State, Terrence Whitehead vs. Stanford
- Longest run from scrimmage** — 53, Terrence Whitehead at Washington State
- Most pass attempts** — 55, Kellen Clemens at Washington State (36 completions)
- Most pass completions** — 36, Kellen Clemens at Washington State (55 attempts)
- Most yards passing** — 437, Kellen Clemens at Washington State (36 completions, 55 attempts)
- Most TD passes** — 4, Kellen Clemens at California
- Longest Pass** — 59, Kellen Clemens to Demetrius Williams vs. Indiana
- Most pass attempts without an interception** — 178, Kellen Clemens vs. OU, Idaho, ASU, WSU, Ariz., Stan.
- Most receptions** — 12, Demetrius Williams at Washington State (126 yards)
- Most yards receiving** — 153, Demetrius Williams vs. Arizona (9 receptions)
- Most TD receptions** — 2, Dante Rosario vs. Indiana; Tim Day vs. Idaho, WSU, Cal., OSU; Cameron Colvin vs. Wash.
- Most total offensive plays** — 102 plays at Washington State (46 rushing, 56 passing)
- Most total offensive yards** — 646 yards at Washington State (209 rushing, 437 passing)
- Most all-purpose yards** — 237, Terrence Whitehead at Washington State (166 rushing, 71 receiving)
- Longest reception** — 59, Demetrius Williams at Washington State
- Most field goals made** — 3, Jared Siegel at Stanford (4 attempts, made 37, 51, 21; missed 50)
- Most field goals attempted** — 4, Jared Siegel at Stanford (3 made)
- Longest field goal** — 51, Jared Siegel at Stanford
- Most punts** — 8, David Dittman vs. Washington (306 yards, 38.2 avg., long of 52 yards)
- Best punting average** — 47.8, David Dittman vs. UCLA (5 punts, 239 yards)
- Longest punt** — 57, David Dittman vs. Arizona State
- Longest punt return** — 73, Justin Phinisee vs. UCLA
- Longest kickoff return** — 52, Ryan Shaw at California
- Most tackles** — 12, Jerry Matson at Oklahoma, Oregon State; Ramone Reed vs. UCLA
- Most sacks** — 2.0, Chris Solomona at Stanford; Robby Valenzuela at Stanford
- Most Interceptions** — 2, Aaron Gipson vs. Arizona
- Longest interception return** — 49, J.D. Nelson at Oregon State



Aaron Gipson

Team

- Most rushing plays** — 48 vs. Idaho (227 yards)
- Most yards rushing** — 227 vs. Idaho (48 attempts)
- Best per carry average** — 5.4 vs. Indiana (33 attempts, 178 yards)
- Most TDs rushing** — 3 vs. Idaho, Washington State, Arizona
- Most pass attempts** — 56 at Washington State (36 completions)
- Most pass completions** — 36 at Washington State (56 attempts)
- Most yards passing** — 437 at Washington State (36 completions, 56 attempts)
- Best per attempt average** — 11.2 vs. Arizona (358 yards, 29 attempts)
- Most TDs passing** — 4 at California
- Most plays, rushing and passing** — 102 at Washington State (56 rushes, 46 passes)
- Most yards, total offense** — 646 at Washington State (102 plays)
- Best per play average** — 6.8 vs. Arizona (492 yards)
- Most first downs** — 29 at Washington State
- Fewest interceptions** — 0 against Oklahoma, Idaho, Arizona State, Washington State, Arizona, California
- Fewest fumbles** — 0 against California
- Fewest fumbles lost** — 0 against Arizona State, California, UCLA, Oregon State
- Longest scoring drive (distance)** — 88 yards vs. Arizona State (15 plays, 8:45)
- Longest scoring drive (time)** — 8:45 vs. Arizona State (15 plays, 88 yards)
- Shortest scoring drive (distance)** — 15 yards at Washington State (3 plays, 00:55)
- Shortest scoring drive (time)** — 00:19 at California (1 play, 38 yards)



J.D. Nelson

Defensive Bests (Opponents' Best)

- Fewest first downs** — 11, Washington State (30, Oregon State)
- Fewest yards rushing** — -8, Stanford (227, UCLA)
- Fewest rush attempts** — 26, Washington State (56, UCLA)
- Fewest pass attempts** — 18, Indiana (42, Oregon State)
- Fewest passes completed** — 6, Indiana (25, Oregon State)
- Fewest passing yards** — 71, Indiana (368, Oregon State)
- Fewest yards total offense** — 198, Indiana (494, California)
- Fewest total plays** — 56, Arizona State (79, Oregon State)
- Most fumbles forced** — 4, Washington (6, Washington State)
- Most fumbles recovered** — 3, Washington (4, Indiana)



Ryan Shaw

Jackie Bates

Len Casanova Award (Team's top newcomer)
Freshman All-American 3rd-Team

Kellen Clemens

Pac-10 Conference Honorable Mention Quarterback
Duane Cargill Award (Player with most significant impact)

Tim Day

Pac-10 Conference 2nd-Team Tight End
Academic All-Conference Honorable Mention

Aaron Gipson

Pac-10 Conference Honorable Mention Cornerback

Robin Knebel

Ed Moshofsky Award (Team's co-most outstanding lineman)

Nate LiaBraaten

Academic All-Conference Honorable Mention

Ryan Loftin

Gordon E. Wilson Award (Team's outstanding special teams player)

Devan Long

Pac-10 Conference Honorable Mention Defensive End

Jerry Matson

Pac-10 Conference Honorable Mention Linebacker
Team's Most Inspirational Player
Academic All-Conference Honorable Mention

Haloti Ngata

Pac-10 Conference 2nd-Team Defensive Line

Justin Phinisee

Pac-10 Conference Honorable Mention Punt Returner

Ramone Reed

Bob Officer Award (Outstanding play despite adversity)

Jared Siegel

Academic All-Conference 1st-Team
Team's Top Academic Performer

Adam Snyder

Morris Trophy (Pac-10 Top Offensive lineman)
Pac-10 Conference 1st-Team Offensive Line
Ed Moshofsky Award (Team's co-most outstanding lineman)

Chris Solomona

Clarke Award (Team's most improved player)

Nick Steitz

Pac-10 Conference Honorable Mention Offensive Line

Terrence Whitehead

Team's Most Outstanding Player
Pac-10 Conference Honorable Mention Tailback



Ryan Loftin



Adam Snyder



Offense

	Wide Receiver	Left Tackle	Left Guard	Center	Right Guard	Right Tackle
INDIANA at Oklahoma	Allen	Snyder	Steitz	Lucas	Knebel	DeLaGrange
IDAHO	Williams	Snyder	Steitz	Lucas	Reynoso	Knebel
ARIZONA STATE at Washington State	Williams	Snyder	Steitz	Lucas	Reynoso	Knebel
ARIZONA at Stanford	Williams	Snyder	Steitz	Lucas	Reynoso	DeLaGrange
WASHINGTON at California	Williams	Snyder	Steitz	Lucas	Reynoso	Flanagan
UCLA at Oregon State	Williams	Snyder	Steitz	Lucas	Reynoso	Flanagan
	Weatherspoon	Snyder	Steitz	Lucas	Reynoso	DeLaGrange
	Williams	Snyder	Steitz	Knebel	Reynoso	DeLaGrange

	Tight End	Quarterback	Tailback	Fullback	Wide Receiver
INDIANA at Oklahoma	LiaBraaten	Clemens	Whitehead	Rosario	Maxwell
IDAHO	Day	Clemens	Whitehead	Rosario	Maxwell
ARIZONA STATE at Washington State	Day	Clemens	Whitehead	Rosario	Maxwell
ARIZONA at Stanford	Day	Clemens	Whitehead	Rosario	Maxwell
WASHINGTON at California	Day	Clemens	Whitehead	Rosario	Maxwell
UCLA at Oregon State	Day	Clemens	Whitehead	Rosario	Maxwell
	LiaBraaten	Clemens	Whitehead	Rosario	Maxwell
	Day	Clemens	Whitehead	Rosario	Maxwell

Defense

	Left End	Left Tackle	Right Tackle	Right End	Inside Linebacker	Middle Linebacker
INDIANA at Oklahoma	Solomona	Valenzuela	Ngata	Long	Reed	Matson
IDAHO	Solomona	Valenzuela	Toeaina	Long	Reed	Matson
ARIZONA STATE at Washington State	Solomona	Valenzuela	Toeaina	Long	Reed	Matson
ARIZONA at Stanford	Solomona	Valenzuela	Ngata	Long	Reed	Matson
WASHINGTON at California	Solomona	Valenzuela	Ngata	Long	Reed	Matson
UCLA at Oregon State	Solomona	Valenzuela	Ngata	Long	Reed	Matson
	Solomona	Valenzuela	Ngata	Long	Reed	Matson

	Outside Linebacker	Left Cornerback	Rover	Free Safety	Right Cornerback
INDIANA at Oklahoma	Trucks	Gipson	Tucker	Nelson	Phinisee
IDAHO	Trucks	Gipson	Tucker	Nelson	Phinisee
ARIZONA STATE at Washington State	Tuitele	Binns	Tucker	Nelson	Hughes
ARIZONA at Stanford	Trucks	Gipson	Phinisee	Nelson	Binns
WASHINGTON at California	Trucks	Gipson	Phinisee	Nelson	Bates
UCLA at Oregon State	Trucks	Gipson	Phinisee	Nelson	Bates
	Trucks	Gipson	Phinisee	Nelson	Bates
	Trucks	Gipson	Phinisee	Nelson	Gilliam



Game #1 • Sept. 11

Indiana 30
Oregon 24

Eugene, Ore. (57,550)
Autzen Stadium
66 degrees, cloudy

EUGENE—The No. 24 Ducks lost only their second season opener under head coach Mike Bellotti, as the Hoosiers jumped out to 23-0 lead at halftime, then thwarted a 24-7 Duck second half rally. The Oregon offense and special teams stumbled through the first quarter and

were hamstrung by four lost fumbles and 19- and 22-yard midfield punts by Paul Martinez. After UO's first opening half shutout since a loss to Washington State in 1997, Clemens resurrected the home team's hopes with 191 yards through the air in the second half and three touchdowns, while the rushing attack added 147 yards in the last two stanzas, including a career high day by Kenny Washington (78 yards overall). The Hoosiers made their share of second half mistakes, but UO often failed to capitalize. IU quarterback Matt LoVecchio was picked off on the third quarter's opening drive on the IU 28-yard-line by Oregon rover Marley Tucker, but Clemens was intercepted two plays later. In the middle of the fourth quarter, Hoosier punter Tyson Beattie was called down at the IU 44 when his knee hit the ground on a low snap, but on the ensuing drive Duck kicker Jared Siegel missed a 35-yard field goal. IU's next drive was again short-lived as running back Ymar Washington fumbled on his own 27 with 4:18 left, but Clemens was intercepted on the 13-yard line by Herana-Daze Jones, and yet again on the next by Kyle Killion on UO's final drive. Dennis Dixon became the first Duck freshman signal-caller to play in a game since Chris Miller in 1983. In his only series, he entered in the second quarter with UO down, 23-0, and rushed twice for 2 yards and had one incomplection. The last Division 1 team to open the '04 season, Oregon ended its string of 21 consecutive non-conference home wins dating back to a 1994 loss to Utah, while Indiana enjoyed its first 2-0 start since '96 after it won only two games overall in '03. The game started on a somber note, as a home opener record crowd of 57,330 maintained a moment of silence for Terrance Kelly, a De La Salle High School recruit who was shot to death in Richmond, Calif., two days before fall practice in August.

Indiana	17	6	7	0	—	30
Oregon	0	0	17	7	—	24


- IND — Bryan Robertson 39 field goal, 12:07, 1st
- IND — B.J. Green-Ellis 19 run (Adam Braucher kick), 6:20, 1st
- IND — Court. Roby 8 pass from Matt LoVecchio (Braucher kick), 1:58, 1st
- IND — Robertson 31 field goal, 14:04, 2nd
- IND — Robertson 31 field goal, 7:28, 2nd
- ORE — Dante Rosario 35 pass from Kellen Clemens (Jared Siegel kick), 9:52, 3rd
- ORE — Siegel 33 field goal, 3:34, 3rd
- IND — Lance Bennett 98 kickoff return (Braucher kick), 3:19, 3rd
- ORE — Demetrius Williams 59 pass from Kellen Clemens (Siegel kick), 1:52, 3rd
- ORE — Rosario 7 pass from Kellen Clemens (Siegel kick), 8:38, 4th

	IND	ORE
First Downs	12	21
Rushes-Yards	53-127	33-178
Passing Yards	71	317
Total Offense	71-198	78-495
Punting	10-41.7	6-31.2
Fumbles-Lost	2-1	4-4
Penalties-Yards	7-40	9-85
Possession Time	31:33	28:27

RUSHING: (IND) Green-Ellis 29-91, LoVecchio 12-23, Washington 2-15, Taylor 5-12, Roby 1-11, TEAM 3-(minus 11), Beattie 1-(minus 14). (ORE) Washington 9-78, Whitehead 9-47, Clemens 12-44, Shaw 1-5, Dixon 2-4.

PASSING: (IND) LoVecchio 6-18-71-1. (ORE) Clemens 24-44-317-3, Dixon 0-1-0-0

RECEIVING: (IND) Roby 4-60, Haney 1-6, Taylor 1-5. (ORE) Williams 5-129, Rosario 5-60, Maxwell 3-29, Strong 3-26, Day 2-32, Whitehead 2-12, LiaBraaten 1-12, Allen 1-9, Shaw 1-6, Washington 1-2.



Game #2 • Sept. 18

Oregon 7
Oklahoma 31

Norman Okla. (84,574)
Memorial Stadium
91 degrees, partly cloudy

NORMAN— Heisman Trophy finalist and Oklahoma freshman Adrian Peterson came off the bench to rush for 183 yards and two touchdowns in his third straight 100-yard rushing day of the season. The former Texas prep star

wowed the ABC national audience with a 40-yard untouched scamper down the sideline to give No. 2 OU to a 24-7 lead late in the third quarter, then added another pinball-like 18-yard burst for their final touchdown with 3:36 left. In the scoreless first quarter, both teams had early scoring chances erased by their own mistakes. The Sooners drove to the Oregon 6 on their second possession, but quarterback Jason White fumbled on a rush by defensive end Devan Long and Matt Toeaina picked up the ball. The Ducks' first drive ran aground at the Oklahoma 27 as consecutive face mask and intentional grounding penalties returned them to midfield. Midway through the second quarter, the Sooners' White, the 2003 Heisman Trophy winner, put the home team up 10-0 with an audible and play-action fake that helped free James Moses for a four-yard touchdown pass. Clemens fumbled on a sack the next drive at the UO 46-yard line, but the UO defense responded with a three-and-out stand against the 2000 national champions, and the Ducks drove 40 yards late in the second quarter to nearly run out the clock and went into the half down, 10-0. On their first drive of the second half, White had a 34-yard touchdown pass negated by a holding call two plays before Donta Hickson's 25-yard TD run. The Ducks broke the scoring column on their next drive — a 9-play, 80-yard march punctuated by a 30-yard, over-the-shoulder scoring catch by Dante Rosario from Kellen Clemens. Senior kicker Jared Siegel tied the Ducks' career scoring mark on the extra point with his 272nd point, then missed fourth-quarter field goals because of a bobbled snap and block by Oklahoma safety Brodney Pool, respectively. In the Sooner record book, Mark Clayton became the career leader in receptions (173) with a 20-yard catch in the first quarter.

Oregon	0	0	7	0	—	7
Oklahoma	0	10	14	7	—	31


- OU — Trey DiCarlo 35 field goal, 14:56, 2nd
- OU — James Moses 4 pass from Jason White (DiCarlo kick), 6:03, 2nd
- OU — Donta Hickson 25 run (DiCarlo kick), 7:47, 3rd
- ORE — Dante Rosario 30 pass from Kellen Clemens (Jared Siegel kick), 4:15, 3rd
- OU — Adrian Peterson 40 run (DiCarlo kick), 1:15, 3rd
- OU — Peterson 18 run (Dicarlo kick) 3:36, 4th

	ORE	OU
First Downs	20	27
Rushes-Yards	34-140	46-214
Passing Yards	181	213
Total Offense	71-321	69-427
Punting	6-40.8	4-43.8
Fumbles-Lost	1-1	2-1
Penalties-Yards	11-100	6-45
Possession Time	28:37	31:23

RUSHING: (ORE) Whitehead 13-66, Washington 9-30, Allen 1-25, Colvin 1-8, Clemens 8-7, Dixon 1-4, Siegel 1-0. (OU) Peterson 24-183, Jones 11-41, Hickson 2-19, Wolfe 3-3, TEAM 1-(minus 1), White 5-(minus 31)

PASSING: (ORE) Clemens 24-35-179-0, Dixon 1-2-2-0. (OU) White 17-23-213-0.

RECEIVING: (ORE) Rosario 7-64, Williams 6-36, Whitehead 4-19, Maxwell 3-27, Day 2-22, Washington 2-12, Strong 1-1. (OU) Clayton 6-91, Jones 3-46, Hickson 2-(minus 3), Jones 1-23, Wilson 1-20, Bradley 1-17, Runnels, 1-10, Peoples 1-5, Moses 1-4.



Game #3 • Sept. 25

Idaho 10
Oregon 48

Eugene, Ore (57,912)
Autzen Stadium
61 degrees, overcast

EUGENE—The Ducks notched their 23rd straight win against Idaho dating back to 1950 thanks to a quick strike offense that clicked for touchdowns on its first four drives of the game. After first-half shutouts in its first two out-

ings, the UO offense enjoyed a 34-10 first half lead capped by a 34-yard interception return by defensive lineman Chris Solomona – and first TD of his career. Running back Terrence Whitehead posted his second multiple TD game of his career and the team's first 100-yard rushing day of the campaign. In his eighth straight game with a passing touchdown, Oregon starter Kellen Clemens accounted for three touchdowns, while Dennis Dixon played the fourth quarter in his most extended duty of the season. UO kicker Jared Siegel took sole possession of UO's career points record (276), formerly held by Derek Loville (272). However, his string of 98 straight successful extra point attempts – 10 short of the Pac-10 Conference record – was snapped when he missed late in the first quarter. Vandal kicker Mike Barrow dealt with his own frustrations when he missed a field goal attempt from 40 yards in the second quarter, and had another blocked from 34 yards out in the third quarter by Duck safety Marley Tucker. The Vandals claimed their only touchdown late in the first half when quarterback Michael Harrington – brother of the former Duck QB Joey Harrington – hit Jimmy Labita with a 16-yard touchdown pass that punctuated a 9-play, 84-yard drive. It was the younger Harrington's second visit to Autzen Stadium after he played as a backup in 2002. Idaho sank to 0-4 on the season and came into the game on an emotional lather after the death of starting cornerback Eric McMillan earlier in the week.

Idaho	3	7	0	0	—	10
Oregon	27	7	14	0	—	48


- ORE — Dante Rosario 4 run (Jared Siegel kick), 10:54, 1st
- ORE — Tim Day 12 pass (Siegel kick, 8:27, 1st
- UI — Mike Barrow 41 field goal, 4:46, 1st
- ORE — Terrence Whitehead 1 run (Siegel kick), 1:46, 1st
- ORE — Chris Solomona 34 interception return (Siegel kick failed), 00:11, 1st
- ORE — Kenny Washington 2 run (Paul Martinez kick), 5:05, 2nd
- UI — Jimmy Labita 16 pass from Michael Harrington (Barrow kick), 1:03, 2nd
- ORE — Whitehead 5 pass from Kellen Clemens (Luke Bellotti kick), 9:11, 3rd
- ORE — Day 2 pass from Clemens (Siegel kick) 7:44, 3rd

	UI	ORE
First Downs	19	27
Rushes-Yards	27-60	48-227
Passing Yards	212	228
Total Offense	66-272	75-455
Punting	7-36.0	3-45.0
Fumbles-Lost	0-0	4-2
Penalties-Yards	6-68	8-104
Possession Time	30:59	29:01

RUSHING: (UI) Lumbala 9-38, Bird 9-11, Mason 3-7, Bernal-Wood 1-6, Harrington 4-1, Nooy 1- (minus 3). (ORE) Whitehead 18-115, Brown 10-47, Washington 5-15, Dixon 3-14, Vincent 2-13, Rosario 2-11, Clemens 5-8, Strong 1-5, Levine 1-0, Colvin 1-(minus 1).

PASSING: (UI) Harrington 20-32-192-2, Nooy 3-7-20-0. (ORE) Clemens 11-19-157-0, Dixon 5-8-71-0.

RECEIVING: (UI) Bernal Wood 7-54, Octave 6-74, Labita 5-62, Heacock 2-8, Bird 1-13, Mason 1-4, Smith-Anderson 1- (minus 3). (ORE) Whitehead 3-44, Day 3-27, Washington 2-55, Colvin, 2-27, Paysinger 2-27, Brown 1-22, Allen 1-20, Levine 1-6, Rosario 1-0.



Game #4 • Oct. 2

Arizona State 28
Oregon 13

Eugene, Ore. (58,208)
Autzen Stadium
73 degrees, clear

EUGENE—The Ducks lost their first Pac-10 opener since 1997, while the Sun Devils galloped off to 5-0 overall and 2-0 in the league – their best start since their 1996 Rose Bowl season. Sun Devil quarterback Andrew Walter over-

came a shaky opening to throw three touchdown passes and third-string tailback Hakim Hill ran for 134 yards and a touchdown to help No. 21 Arizona State win only its second game in Eugene since 1996. In his second career +100-yard rushing game, Hill played in place of suspended starter Loren Wade and injured backup Randy Hill and also rattled off ASU's two then-longest runs of the year – 27 yards in the second quarter and a career-long 56 yards in the third quarter. Statistically, Walter was nowhere near his record-setting self that had accounted for 957 passing yards and seven touchdowns in his prior two outings vs. UO. This time around, he opened 1-of-5 for 6 yards, before he connected on 13 of his next 18 passes for 159 yards and three touchdowns. At game's end, he moved into a tie for fourth on the Pac-10 career touchdown list (70) and passed Cade McNown of UCLA (68) and tied Jason Gesser of Washington State (70). In the first quarter, Arizona State was held scoreless in a quarter for the first time in 2004, but gained traction on Walter's pair of scoring strikes in the second quarter to Jamaal Lewis and Terry Richardson. Facing a 15-point deficit late in the third quarter, UO rattled off a then-season-high 15-play, 88-yard and 8:45-long drive that was capped by a nine-yard touchdown TD shovel pass from Kellen Clemens to Terrence Whitehead. In the final stat comparison, Oregon won the battle of possession time (32:51-27:09) and total yards (311-283), but the Ducks were also penalized 10 times for 83 yards. The Sun Devils entered the game ranked 21st nationally with their 35.5 point per game average, and finished only a touchdown shy of that pace with a late fourth-quarter insurance scoring toss from Walter to Rudy Burgess.

Arizona State	0	14	7	7	—	28
Oregon	0	6	7	0	—	13


- ORE — Jared Siegel 22 field goal, 12:38, 2nd
- ASU — Jamaal Lewis 22 pass from Andrew Walter (Jesse Ainsworth kick), 10:35, 2nd
- ORE — Siegel 34 field goal, 5:25, 2nd
- ASU — Terry Richardson 24 pass from Walter (Ainsworth kick), 2:27, 2nd
- ASU — Hakim Hill 1 run (Ainsworth kick), 10:58, 3rd
- ORE — Terrence Whitehead 9 pass from Kellen Clemens (Siegel kick), 2:13, 3rd
- ASU — Rudy Burgess 1 pass from Walter (Ainsworth kick), 3:07, 4th

	ASU	ORE
First Downs	15	19
Rushes-Yards	33-119	43-134
Passing Yards	164	177
Total Offense	56-283	74-311
Punting	5-37.6	7-37.0
Fumbles-Lost	0-0	1-0
Penalties-Yards	6-73	10-83
Possession Time	27:09	32:51

RUSHING: (ASU) Hill 25-134, Burgess 1-4, TEAM 2-(minus 4), Walter 5-(minus 15). (ORE) Whitehead 23-98, Clemens 16-27, Washington 4-9.

PASSING: (ASU) Walter 14-23-164-0. (ORE) Clemens 17-31-177-0.

RECEIVING: (ASU) Hagan 4-32, Richardson 3-40, Lewis 2-48, Miller 2-38, Hill 1-7, Burgess 1-1, Burghraef 1-(minus 2). (ORE) Whitehead 5-45, Williams 4-47, Allen 2-14, Maxwell 2-12, Colvin 1-27, Rosario 1-22, Washington 1-5, Day 1-5.



Game #5 • Oct. 9

Oregon 41
Washington State 38

Pullman, Wash. (35,117)
Martin Stadium
47 degrees, partly cloudy

PULLMAN, Wash.—Quarterback Kellen Clemens led the Ducks to 27 fourth-quarter points and their first Pac-10 road win in three years. The second-year starter ended 36-of-55 passing for a career-high

437 yards and three touchdowns, and ran for three more scores, including its first go-ahead score of the game on a 13-yard scamper with 1:21 remaining. Cougar counterpart Josh Swogger threw three touchdown passes – but only one came in the second half – and he was intercepted twice. Demetrius Williams posted a career best 12 catches for 126 yards – including a key fourth-and-10 nab at the WSU 30 that led to a Marcus Maxwell 11-yard score early in the fourth quarter that closed the score to 35-28. On the ground, Terrence Whitehead piled up 166 rushing yards – only six shy of his career high – and helped Oregon finish with 646 yards of offense against the nation's 17th-rated total defense that had averaged 269.8 yards per game prior. However, the Ducks were also often their biggest nemesis as they lost three of six fumbles, and were flagged for 13 penalties for 104 yards. The UO special teams allowed its second touchdown punt return of the season when WSU's Michael Bumpus broke through a midfield scrum for a 52-yarder that staked a 27-14 lead at the end of the third quarter. Washington State still led 38-34 with five minutes remaining, but was forced to punt with 3:25 to go, setting up Oregon's 60-yard, seven-play go-ahead drive. On their final two drives, the Cougars mustered only two yards and had five incompletions – including two dropped passes by Trandon Harvey on their final drive that started from their own 30.

Oregon	7	7	0	27	—	41
Washington St.	14	0	13	11	—	38


WSU — Jason Hill 39 pass from Josh Swogger (Loren Langley kick), 13:22, 1st
ORE — Kellen Clemens 1 run (Jared Siegel kick), 9:43, 1st
WSU — Hill 25 pass from Swogger (Langley kick), 5:40, 1st
ORE — Clemens 3 run (Siegel kick), 11:59, 2nd
WSU — Jerome Harrison 1 run (Langley kick), 11:57, 3rd
WSU — Michael Bumpus 52 punt return (Langley kick failed), 3:37, 3rd
ORE — Tim Day 10 pass from Clemens (Siegel kick), 14:55, 4th
WSU — Trandon Harvey 6 pass from Swogger (Swogger pass), 11:54, 4th
ORE — Marcus Maxwell 11 pass from Clemens (Siegel kick), 9:38, 4th
WSU — Langley 34 field goal, 7:36, 4th
ORE — Day 14 pass from Clemens (Clemens pass failed), 5:00, 4th
ORE — Clemens 13 run (Siegel kick), 1:21, 4th

	ORE	WSU
First Downs	29	11
Rushes-Yards	46-209	26-143
Passing Yards	437	227
Total Offense	102-646	62-374
Punting	7-31.6	6-44.2
Fumbles-Lost	6-3	1-1
Penalties-Yards	13-104	4-40
Possession Time	38:55	21:05

RUSHING: (ORE) Whitehead 22-166, Clemens, 14-36, Washington 8-11, TEAM 2-(minus 4). (WSU) Harrison 14-117, Bruhn 5-19, Thompson 4-9, Swogger 1-2, Bumpus 1-(minus 2), TEAM 1-(minus 2).

PASSING: (ORE) Clemens 36-55-437-0, Dixon 0-1-0-0. (WSU) Swogger 13-36-231-2.

RECEIVING: (ORE) Williams 12-126, Day 8-152, Whitehead 7-71, Maxwell 4-40, Colvin 3-35, Strong 1-8, Rosario 1-5. (WSU) Jordan 5-128, Hill 2-64, Bumpus 2-17, Harrison 2-11, Harvey 1-6, Thompson 1-5.



Game #6 • Oct. 16

Arizona 14
Oregon 28

Eugene, Ore. (58,237)
Autzen Stadium
57 degrees, overcast

EUGENE—Oregon won its sixth in a row against Arizona, the longest streak by either team in the series, and almost shut-out the Wildcats before it allowed two touchdowns in the final two minutes.

Terrence Whitehead moved to 10th all-time for UO in rushing yards (1,915), and his three touchdowns were the most by a running back since Onterio Smith's two at Washington State in 2002 (while quarterback Kellen Clemens ran for three himself the game before in Pullman). Clemens opened the afternoon with eight straight completions en route to his third +300-yard day of the season, and raised his interception-less streak to 170 consecutive passes. Among his favorite targets, Demetrius Williams had nine catches for 153 yards in his second straight +100-yard game, third of the season and seventh in his career – also the second-most in a career by a Duck receiver. The Wildcats' last two scores were directed by backup Richard Kovalchek who played the fourth quarter after starter Kris Heavner struggled to complete 9-of-24 passes and was intercepted twice. On the play just before Whitehead's opening touchdown, first-year Arizona coach Mike Stoops vehemently argued for what he felt was a Wildcat fumble recovery at the goal line but to no avail. The Wildcats came just short of tying the game their next series when Heavner's fourth-down pass from the Oregon 2-yard line to Clarence McRae was broken up by Ducks' linebacker Jerry Matson. The Wildcats threatened again with less than a minute left in the half and drove to the Oregon 5, but Heavner's pass for Ricky Williams in the end zone was tipped by Anthony Trucks and intercepted by Aaron Gipson who had claimed an earlier pick on the 'Cats' second drive of the game at the Oregon 43. On defense for the Ducks, Devan Long had one sack to climb to seventh on the school career list with 17.0. Arizona lost its fifth straight of the season and fell to 1-5 overall, while the Ducks raised their season record to 1-1 against the Stoops brothers after an earlier 31-7 loss to Oklahoma, coached by older sibling Bob.

Arizona	0	0	0	14	—	14
Oregon	7	7	7	7	—	28


ORE — Terrence Whitehead 1 run (Jared Siegel kick), 9:45, 1st
ORE — Whitehead 1 run (Siegel kick), 6:12, 2nd
ORE — Whitehead 3 run (Siegel kick), 12:10, 3rd
ORE — Dante Rosario 5 pass from Kellen Clemens (Siegel kick), 5:06, 4th
ARIZ — Gilbert Harris 2 run (Nick Folk kick), 2:00, 4th
ARIZ — Brad Wood 21 pass from Richard Kovalchek (Folk kick), 1:16, 4th

	ARIZ	ORE
First Downs	16	21
Rushes-Yards	33-110	42-156
Passing Yards	156	336
Total Offense	266	492
Punting	7-44.9	4-45.0
Fumbles-Lost	0-0	3-2
Penalties-Yards	4-25	11-114
Possession Time	27:40	32:20

RUSHING: (ARIZ) Bell 16-65, Harris 8-44, Heavner 3-8, Henry 4-4, Kovalchek 2-(minus 11). (ORE) Whitehead 15-74, Shaw 6-35, Clemens 12-17, Vincent 2-12, Rosario 3-9, Williams 1-6, Washington 3-3.

PASSING: (ARIZ) Heavner 9-24-79-2, Kovalchek 5-10-77-1. (ORE) Clemens 21-30-336-0.

RECEIVING: (ARIZ) Steptoe 3-35, Johnson 3-24, Harris 2-26, Williams 2-21, Fleming 1-25, Wood 1-21, McRae 1-4, Limon 1-0. (ORE) Williams 9-153, Day 4-85, Rosario 3-19, Maxwell 2-50, Allen 1-13, Washington 1-10, Whitehead 1-6.



Game #7 • Oct. 23

Oregon 16
Stanford 13

Stanford Calif. (33,250)
Stanford Stadium
58 degrees, rainy

STANFORD, Calif.—On a rainy homecoming afternoon, the Oregon defense helped lift the Ducks to its third straight win over the Cardinal and 100th career victory for Mike Bellotti. The Ducks re-

lied on Terrence Whitehead who notched his third 100-yard rushing effort of the season (131), and he also had a 51-yard reception among his eight catches. In the fourth quarter, he staked Oregon's only touchdown the play after a key 36-yard pass from Kellen Clemens to Keith Allen on a fourth-and-3 that moved the ball to the Stanford 2-yard line. However on the next drive, Whitehead gave the opposing team renewed hope with 7:46 left on a fumble at the Ducks' 45. However, a Stanford 15-yard face-mask penalty on Haloti Ngata moved the Cardinal back to their 28, and Oregon then sacked third-string quarterback T.C. Ostrander on consecutive plays to get the ball back. Clemens led the Ducks on a 12-play drive that went 57 yards and chewed up 4:52 of the clock before it ended with a scrimmage line stop on a fourth-and-one Whitehead rush at the Stanford 32. With 16 seconds left, Ostrander completed sideline attempts of 17 yards and 28 yards to Greg Camarillo that moved the ball to the Oregon 32 with mere ticks left. However, Michael Sgroi's 49-yard field-goal attempt fell short as the clock expired – his second miss of the game after a wide right 38-yarder that ended a 10-field goal streak in the second quarter. Duck counterpart and Pac-10 Special Teams Player of the Week honoree Jared Siegel kicked three field goals, including his first +50-yarder of the season, to become the school career leader in field goals with 46, and pass Gregg McCallum (45, 1988-91). The Ducks' first visit to Stanford since 1997 was a marked contrast when the teams combined for 1,108 yards of total offense in the Cardinal's 58-49 victory and highest-scoring game in Stanford history. The Cardinal had blemished UO's record-setting 2002 campaign with a win in Eugene keyed by a back-up quarterback, and again went to the bullpen early in '04. Starter Trent Edwards left in the second quarter with a bruised shoulder after a Robby Valenzuela hit, and Ostrander was equally pressured by the Duck 'D' that racked up a school record 10 sacks from seven individuals, including two each by Valenzuela and Chris Solomona.

Oregon	3	3	3	7	—	16
Stanford	0	3	3	7	—	13


- ORE — Jared Siegel 37 field goal, 12:02, 1st
- STAN — Michael Sgroi 28 field goal, 13:39, 2nd
- ORE — Siegel 51 field goal, 00:45, 2nd
- STAN — Sgroi 43 field goal, 6:02, 3rd
- ORE — Siegel 21 field goal, 3:16, 3rd
- STAN — Patrick Danahy 2 pass from T.C. Ostrander (Sgroi kick), 13:40, 4th
- ORE — Terrence Whitehead 2 run (Siegel kick), 10:39, 4th

	ORE	STAN
First Downs	18	20
Rushes-Yards	39-149	29-(minus 8)
Passing Yards	275	269
Total Offense	72-424	68-261
Punting	3-31.0	6-43.0
Fumbles-Lost	1-1	0-0
Penalties-Yards	5-45	2-14
Possession Time	31:47	28:13

RUSHING: (ORE) Whitehead 28-131, Shaw 4-14, Rosario 1-2, Washington 1-2, Clemens 5-0. (STAN) Lemon 11-30, Tolon 6-21, Edwards 3-(minus 21), Ostrander 9-(minus 38).

PASSING: (ORE) Clemens 22-33-275-1. (STAN) Ostrander 18-29-236-0, Edwards 5-8-33-0, Eklund 0-2-0-0.

RECEIVING: (ORE) Whitehead 8-92, Williams 6-41, Maxwell 4-63, Allen 2-43, Day 2-36. (STAN) Smith 9-110, Bradford 5-49, Moore 4-34, McCullum 3-46, Camarillo 1-28, Danahy 1-2.



Game #8 • Oct. 30

Washington 6
Oregon 31

Eugene Ore. (58,101)
Autzen Stadium
54 degrees, overcast

EUGENE—The Ducks won their fourth straight game and held Washington without a touchdown in the Huskies' largest loss since UO's 53-0 shutout in 1973.

Kellen Clemens connected with freshman Cameron Colvin on his first collegiate touchdown receptions, and his six catches on the day equalled his prior season output. Running back Terrence Whitehead capped the Ducks' scoring with 2:36 remaining on a 30-yard rush, and his 122 yards marked his fourth +100-yard effort of the season. The Huskies were nearly shutout for the second straight week after a 38-0 loss to No. 1 USC, and relied on field goals by Evan Knudson from 41 yards in the first quarter and 37 yards in the second quarter – his first conversions of the season. After a brief quarterback controversy earlier in the week, UW junior Casey Paus earned the start after his solid relief effort vs. Oregon the year before (5-of-8, 117 yards). This time around, however, he struggled to complete 14-of-36 passes and was intercepted four times. The Duck defensive line created their normal havoc with eight tackles for loss and two sacks, including one by Devan Long who climbed to fourth all-time for UO (19.5) and passed Reggie Jordan, Matt Brock and Steve Baack (19). On the first play of the four quarter, linebacker Ramone Reed stymied a brief Husky comeback that had whittled the margin to five points when he picked off a Paus pass at the Oregon 5-yard line. The next drive, Demetrius Spates stalled another UW drive at the Oregon 17 with his first interception of the season. UO lineman Chris Solomona added yet another interception deep in the Washington territory intended for tailback Kenny James at their 10-yard line with 4:12 remaining and returned it for his second career touchdown. With 12:11 left in the first half, Jared Siegel made his second +40-yard field goal of the season with his 46-yard conversion early in the second quarter to help give UO a 17-3 halftime edge.

Washington	3	0	3	0	—	6
Oregon	7	10	0	14	—	31

- ORE — Cameron Colvin 16 pass from Kellen Clemens (Jared Siegel kick), 8:05, 1st
- UW — Evan Knudson 41 field goal, 1:53, 1st
- ORE — Siegel 46 field goal, 12:11, 2nd
- ORE — Cameron Colvin 7 pass from Clemens (Siegel kick), 00:05, 2nd
- UW — Knudson 37 field goal, 9:32, 3rd
- ORE — Chris Solomona 10 interception return (Siegel kick), 4:12, 4th
- ORE — Terrence Whitehead 30 run (Siegel kick), 2:36, 4th


	UW	ORE
First Downs	14	22
Rushes-Yards	30-45	41-158
Passing Yards	211	134
Total Offense	66-256	76-292
Punting	6-42.8	8-38.3
Fumbles-Lost	4-3	1-1
Penalties-Yards	7-70	5-52
Possession Time	23:23	36:37

RUSHING: (UW) Sampson 8-29, James 14-12, Sims 2-2, Paus 6-2. (ORE) Whitehead 25-122, Clemens 9-22, Washington 4-8, Shaw 2-3, Rosario 1-3.

PASSING: (UW) Paus 14-36-4-211. (ORE) Clemens 21-34-1-134.

RECEIVING: (UW) Chambers 4-106, Whithorne 4-35, Russo 3-50, Toledo 1-9, Shackelford 1-6, Ellis 1-5. (ORE) Day 6-46, Colvin 6-45, Whitehead 4-21, Strong 2-15, Williams 1-7, Shaw 1-2, Rosario 1-(minus 2).





Game #9 • Nov. 6

Oregon 27
California 28

Berkeley, Calif. (65,615)
Memorial Stadium
62 degrees, sunny

BERKELEY, Calif.—In a tale of two halves, No. 4 California narrowly preserved its BCS hopes in an ABC televised thriller. Kellen Clemens accounted for four touchdown passes in the first half as the Ducks jumped out

to a 27-14 halftime lead. But California's lone second half touchdown proved the difference in a second half that saw only one score from a pair of top-25 nationally-ranked offenses. The Bears had other opportunities in the second half, but missed field goal tries of 37 and 30 yards, while freshman Robert Jordan fumbled a catch at the Oregon 30-yard line that was forced by Duck cornerback Aaron Gipson and recovered by linebacker Ramone Reed. The Ducks nearly responded with another classic comeback on their final drive that began with 4:20 left in the fourth quarter. After a first-down sack, Clemens faced a second-and-19 from his own 14-yard line, and responded with a 13-yard completion to Marcus Maxwell and an eight-yard scramble for a first down to the 27-yard line. On the next series, an incomplection and another sack brought a critical third down that Clemens converted with a 15-yard pass to receiver Kyle Weatherspoon to the Oregon 49-yard line. A Cal holding call on the next play moved the ball to the home team's 41-yard line, but a pair of incomplections to freshman Cameron Colvin and another to Maxwell brought up a fourth-down pass that bounced off receiver Keith Allen's hands near the 20. The other critical Duck mistake was a missed first quarter extra point by Jared Siegel – a rare blemish on a first half that featured 302 total yards of total offense against a Cal defense that had registered shutouts against Arizona and Arizona State. Tight end Tim Day was the recipient of two of those TDs from Clemens in his first multi-TD game of his career, and both came in a span of 2:24 that featured 20 Oregon points that were partly set up by Cal special teams mistakes. The Bears snapped a seven-game losing streak to the Ducks, and Cal mentor Jeff Tedford enjoyed his first win over his former employer after he served as UO offensive coordinator for four years.

Oregon	20	7	0	0	—	27
California	14	7	0	7	—	28


- CAL — J.J. Arrington 30 run (Tom Schneider kick), 9:30, 1st
- ORE — Tim Day 1 pass from Kellen Clemens (Jared Siegel kick), 6:59, 1st
- CAL — Craig Stevens 26 pass from Aaron Rodgers (Schneider kick), 5:59, 1st
- ORE — Dante Rosario 38 pass from Clemens (Siegel kick), 5:45, 1st
- ORE — Tim Day 16 pass from Clemens (Siegel kick failed), 4:35, 1st
- ORE — Marcus Maxwell 7 pass from Clemens (Siegel kick), 2:17, 2nd
- CAL — Geoff McArthur 21 pass from Rodgers (Schneider kick), 00:52, 3rd
- CAL — McArthur 19 pass from Rodgers (Schneider kick), 13:25, 4th

	ORE	CAL
First Downs	22	22
Rushes-Yards	34-141	36-219
Passing Yards	218	275
Total Offense	359	494
Punting	6-39.5	3-37.7
Fumbles-Lost	0-0	2-2
Penalties-Yards	7-60	5-45
Possession Time	28:06	31:54

RUSHING: (ORE) Whitehead 15-91, Clemens 14-53, Washington 3-0, TEAM 2-(minus 3). (CAL) Arrington 26-188, Lynch 7-25, Rodgers 3-6.

PASSING: (ORE) Clemens 19-33-218-0. (CAL) Rodgers 21-32-275-0.

RECEIVING: (ORE) Maxwell 5-53, Day 5-46, Rosario 3-58, Whitehead 3-40, Weatherspoon 1-15, Colvin 1-5, Washington 1-1. (CAL) McArthur 8-121, Jordan 4-24, Lynch 3-41, Stevens 2-40, Arrington 2-3, Manderino 1-36, Rodgers 1-10.



Game #10 • Nov. 13

UCLA 34
Oregon 26

Eugene, Ore. (58,344)
Autzen Stadium
62 degrees, cloudy

EUGENE—Bruin third-string tailback Chris Markey rushed for 131 yards, and added five catches to help hold off the Ducks in front of the second-largest ever Autzen Stadium crowd. UCLA backfield mate Manuel White added two short

touchdown bursts as the Bruins staked their sixth +200-yard rushing effort as a team in 2004, and against a Duck rushing defense that had ranked 18th nationally with its 114 yards average. UCLA played without starting tailback Maurice Drew, who had ranked top-20 nationally in rushing before an ankle injury the week before in a loss to Washington State. UCLA quarterback Drew Olson picked up a large chunk of his 212 passing yards on a 83-yard touchdown pass to Junior Taylor – the seventh-longest in school history – late in the third quarter that gave the Bruins a 31-20 cushion. Midway through the fourth quarter, Oregon again threatened thanks to a 73-yard punt return touchdown by Justin Phinisee, but Kellen Clemens's two-point conversion run failed, and left the score 31-26. The visiting offense answered with a 12-play drive that went only 40 yards but ate up 5:34 of the clock and was punctuated by a 50-yard field goal by Justin Medlock who became the first Bruin kicker to convert two +50-yarders in the same game. UCLA also received help from its secondary as Trey Brown scored the visitor's first touchdown in the first quarter on a 43-yard return after he stepped in front of a pass to Kyle Weatherspoon. Terrence Whitehead ended with 124 rushing yards against the Pac-10's lowest rated overall defense, and became UO's 10th 1,000-yard rusher in school history (1,034 total), and moved to ninth on the school career list (2,043). Clemens capped the game's opening drive – a five-play, 77-yard march – with a 21-yard pass to Dante Rosario who tied Greg Herd for most touchdowns in a season by a Duck fullback (7).

UCLA	14	7	10	3	—	34
Oregon	7	3	10	6	—	26


- ORE — Dante Rosario 21 pass from Kellen Clemens (Jared Siegel kick), 13:35, 1st
- UCLA — Trey Brown 43 interception return (Justin Medlock kick), 5:42, 1st
- UCLA — Manuel White 3 run (Medlock kick), 00:08, 1st
- UCLA — White 4 run (Medlock kick), 9:16, 2nd
- ORE — Siegel 30 field goal, 3:30, 2nd
- UCLA — Medlock 52 field goal, 12:24, 3rd
- ORE — Clemens 8 run (Siegel kick), 9:25, 3rd
- ORE — Siegel 38 field goal, 4:36, 3rd
- UCLA — Junior Taylor 83 pass from Drew Olson (Medlock kick), 2:57, 3rd
- ORE — Justin Phinisee 73 punt return (Clemens rush failed), 7:42, 4th
- UCLA — Medlock 50 field goal, 2:08, 4th

	UCLA	ORE
First Downs	22	15
Rushes-Yards	56-227	29-145
Passing Yards	215	192
Total Offense	442	337
Punting	4-38.0	5-47.8
Fumbles-Lost	1-1	1-0
Penalties-Yards	7-40	3-25
Possession Time	32:08	27:52

RUSHING: (UCLA) Markey 23-131, White 21-82, Olson 9-39, TEAM 2-(minus 2), Kluwe 1-(minus 23). (ORE) Whitehead 14-124, Shaw 1-13, Washington 2-5, Clemens 10-2, Rosario 2-1.

PASSING: (UCLA) Olson 12-22-215-0. Clemens 51-29-192-2.

RECEIVING: (UCLA) Markey 5-84, Taylor 2-97, White 2-13, Pitre 2-9, Cowan 1-12. (ORE) Rosario 3-52, Strong 3-35, Whitehead 3-24, Maxwell 2-13, Colvin 1-52, Weatherspoon 1-6, Kause 1-6, Washington 1-4.



Game #12 • Nov. 20

Oregon 21
Oregon State 50

Corvallis, Ore. (37,042)
Reser Stadium
45 degrees, fair

CORVALLIS, Ore.—In a battle for postseason eligibility between 5-5 teams, Oregon State handed the Ducks their first losing season since 1993, and the home team won its eighth straight meeting in the 108th edition of the West

Coast's longest running rivalry. The Oregon State offense scored on 10 of their 13 drives as quarterback Derek Anderson threw for four touchdowns and ran for another. The Beavers turned the ball over only once – on the first career interception by Duck free safety J.D. Nelson on their first drive of the third quarter. Nelson returned the ball 49 yards to the OSU 14 which led to a five-play scoring drive capped by a two-yard pass from Kellen Clemens to Tim Day that drew the score to 27-21. However, Oregon State answered with five straight scores and 23 straight points, including three of kicker Alexis Serna's five field goals. Duck quarterback Kellen Clemens connected on three touchdown passes to end the campaign with 22 touchdown passes, a mark only three other UO signal-callers have bettered (and all in the past seven years). His second-quarter touchdown to Demetrius Williams was the latter's first since the season opener and his second of the year. The receiver was slowed by a turf toe injury the second half of the season, after he led the squad in 2003 with eight touchdown receptions. Tailback Terrence Whitehead posted his sixth +100-yard rushing game, and moved to fifth all-time in single-season all-purpose yards (1,602), sixth on the single-season rushing list (1,144) and eighth on the career rushing list (2,153). The victory capped a turbulent week for the Beavers who had suspended starting receiver Anthony Wheat-Brown and three other players earlier in the week following an assault outside a Corvallis nightspot the previous weekend.

Oregon	7	7	7	0	—	21
Oregon State	10	17	17	6	—	50

- OSU — Alexis Serna 20 field goal, 9:08, 1st
- ORE — Tim Day 4 pass from Kellen Clemens (Siegel kick), 4:33, 1st
- OSU — Tim Hass 28 pass from Derek Anderson (Serna kick), 00:03, 1st
- OSU — Serna 19 field goal, 10:09, 2nd
- OSU — Marcel Love 10 pass from Anderson (Serna kick), 6:50, 2nd
- ORE — Demetrius Williams 12 pass from Clemens (Siegel kick), 2:33, 2nd
- OSU — Anderson 1 run (Serna kick), 00:31, 2nd
- ORE — Day 2 pass from Clemens (Siegel kick), 11:09, 3rd
- OSU — Joe Newton 16 pass from Anderson (Serna kick), 8:11, 3rd
- OSU — Hass 30 from Anderson (Serna kick), 6:02, 3rd
- OSU — Serna 32 field goal, 00:15, 3rd
- OSU — Serna 23 field goal, 9:29, 4th
- OSU — Serna 31 field goal, 8:06, 4th

	ORE	OSU
First Downs	23	30
Rushes-Yards	40-109	37-87
Passing Yards	126	368
Total Offense	72-235	79-455
Punting	6-34.2	2-42.5
Fumbles-Lost	1-0	1-0
Penalties-Yards	13-105	12-122
Possession Time	27:55	32:05

RUSHING: (ORE) Whitehead, 18-110, Dixon 4-18, Shaw 1-4, Rosario 1-3, Brown, 3-0, Clemens 13-(minus 26). (OSU) Wright 16-60, Anderson 12-19, Cole 9-8.

PASSING: (ORE) Clemens 13-29-126-3. Dixon 0-3-0-0. (OSU) Anderson 24-41-351-1.

RECEIVING: (ORE) Williams 4-54, Whitehead 4-31, Strong 2-24, Day 2-6, Davis 1-11. (OSU) Hass 9-154, Love 6-72, Newton 5-66, Gillett 3-54, Swancutt 1-17, Wright 1-5.



Pick of the Line

Senior lineman Chris Solomona returned interceptions for touchdowns in home wins over Idaho and Washington.